

The Smart Community Management Manual

Chapter 59 - 4.15a) Tidy Towns



Email info@etownz.com for queries or visit us at www.etownz.ie

Introduction

eTownz has partnered with a number of highly respected research organisations in Ireland and the EU on research projects in the community development and health spaces over the past eight years. The Smart & Engaged Community Management framework was formed based on this research and the guidance of Dr. Maura Farrell of NUIG and Dr. Maura Adshead of UL.

The framework is designed so that it can be applied to any community and under any thematic area of community development. This manual is created using the dynamic “eTownz Knowledge Hub” database which is continually updated with new project ideas and other useful information. If you would like to contribute new ideas please contact us on info@etownz.com. This manual can be used as a standalone document or used along with eTownz Community Management Portal.

Who is involved and what is the structure?



Coordination Team

The Coordination Team facilitates coordination and knowledge sharing between different Town Teams. Highly committed Stakeholders experienced in community development are strongly encouraged to join the Coordination Team. Town Teams should retain independence and responsibility for their own areas.



Town Teams

Town Teams are inclusive smart local teams focused on specific aspects of local development. Town Teams link like minded people together to develop and implement solutions to community problems.

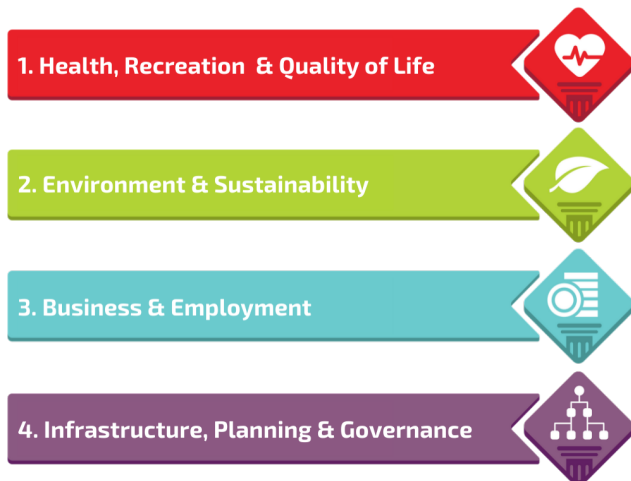


Stakeholders

A stakeholder can be a business, club, public service provider or interested local people. A stakeholder may represent one or more of these interests. All the stakeholders are invited to join a community council.

Core Town Teams x4

Members are invited to form Town Teams related to each of the four main community development Pillars. These are:



Every participating community should aim to have, at minimum 3 to 6 people on each of the four, top-level Town teams.

Town Teams

Specialist Town Teams are invited to form teams related to specific areas under the four main Pillars. Members of the council are invited to join the Town teams that are relevant to them.

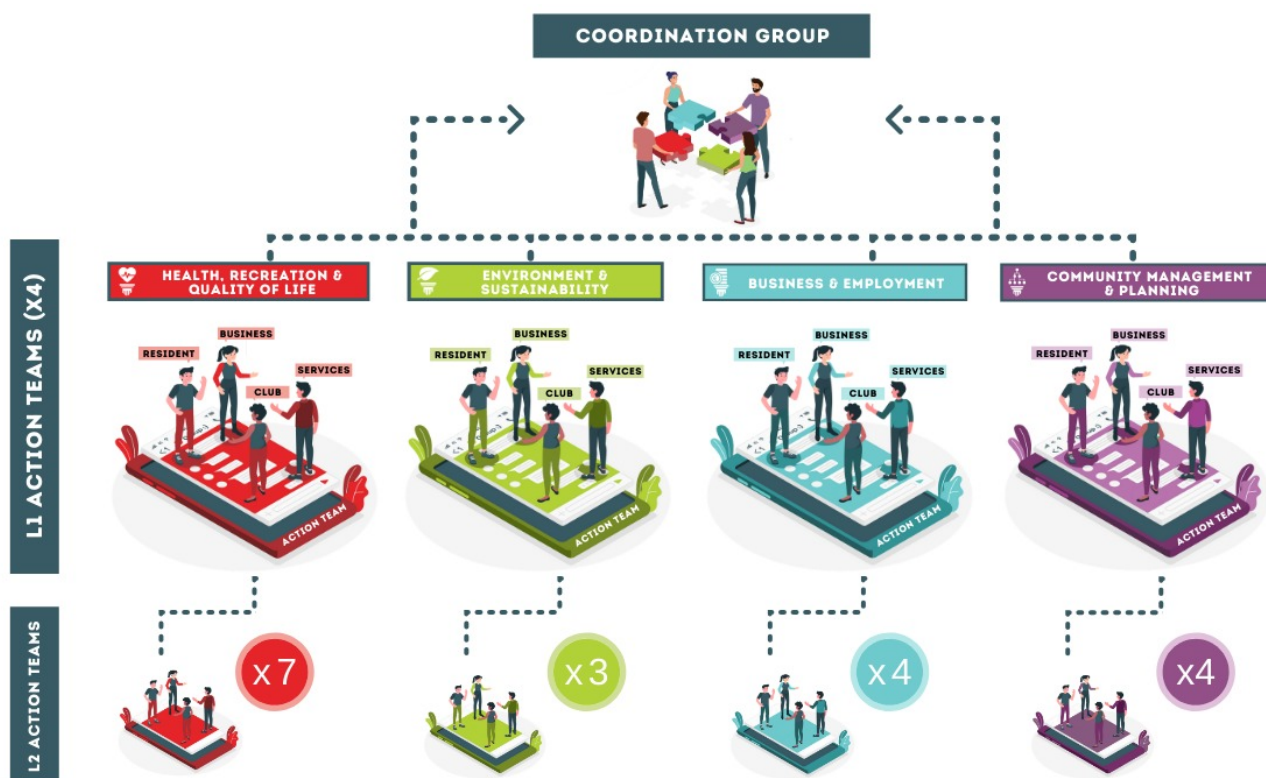
Members of the action team follow the structured format of the smart community framework. They decide their work schedule as a team, creating and implementing local action plans together.

How to use this manual to build a local action team?

The Coordination Team will introduce like-minded stakeholders who wish to form Town teams. The action team then follows a 5-step format illustrated below to compile a “Smart Community Action Plan” for their team. The then follows a 5-step format illustrated below to compile a “Smart Community Action Plan” for their team. The plans can be updated internally throughout the year.

Town teams are invited to submit their plan for the coming 12 months annually. This will be integrated into the overall community plan for the year, compiled before the community AGM.

The AGM helps align the various Town teams and encourage cross-community collaboration on implementation of the plan for the year.



Step 1: Stakeholder Review

The table below can be used by your team to help identify the stakeholders related to this theme. The stakeholders should be invited to provide their ideas, opinions and to join the local action team to help collaborate on initiatives.





Actions

- Manage a register of local assets
- Survey local opinions/ideas
- Recruit & engage local action team



Outcomes

- Top down understanding of local stakeholders
- Bottom up understanding stakeholder perspectives
- Expand team, increase ambitions, plan succession

	Title	Type	#	Comment
	School - Secondary (S203)	Public Service		
	Tidy Town (S236)	Club / Group		
	Retired persons (S827)	Individual		
	Secondary School Student (S844)	Individual		

University Student [\(S845\)](#)

Individual

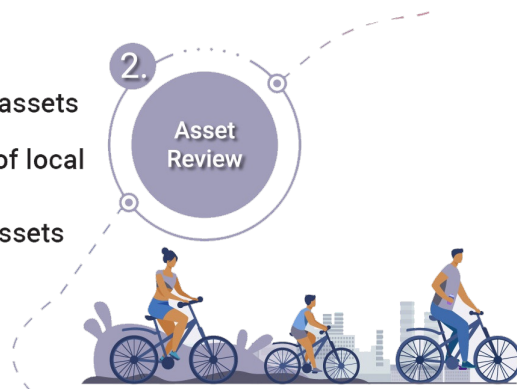
Visitors Regional [\(S840\)](#)

Individual

Step 2: Asset Review













Use the table below to help build the record list of assets in your area. Use the eTownz portal or a spreadsheet to register your local assets, discuss conditions and how the assets can be better utilised in the community.

- a Update register of local assets
- b Undertake assessment of local assets
- c Profile & discuss local assets



- a Thematic database of all local assets
- b Better understand, develop & maintain local assets
- c Forum for cross community collaboration

	Title	#	Comments
	Bat Box (A18)		
	Beach (A575)		
	Bird Areas (A865)		
	Bird Nesting Box (A20)		
	Bird Sanctuary (A21)		
	Bottlebank (A23)		
	Car Park (A36)		
	CCTV Cameras (A40)		
	Community Garden (A62)		
	Community Notice Board (A66)		

	Composting Facility (A70)		
	Curb Extensions (A778)		
	Green Flag Scheme (A103)		
	Halting Site (A108)		
	Hanging Baskets/Flowers (A109)		
	Heritage Signage (A111)		
	Picnic Areas (A175)		
	Public Seating (A182)		
	Public Toilets (A183)		
	Recycling - Paper/Cardboard/Aluminium/Can (A765)		
	Recycling - White Goods / Appliances (A25)		
	Rural Transport Service (A198)		

Step 3: Goals & Metrics Review

Understanding the goal for each action team and attributing relevant metrics is a key part of the Smart Community Management Framework. Below we provide suggested goals and metrics. Please use these as a support to define goals and metrics that work for your community. In the plan, the action team should define how often the goals are to be reviewed and how often the metrics collected.

- a Agree suitable goals & metrics
- b Coordinate data collection
- c Compare & analyse performance to help plan



- a Helps focus local action teams
- b Leverage data for better decision making
- c Compare project outputs to planned goals

Title	How is this data collected	Comment	<input type="checkbox"/>
-------	----------------------------	---------	--------------------------

The number of volunteers involved locally (M74)	Through feedback from relevant members of the community (via surveys, interviews or other feedback mechanisms).	<input type="checkbox"/>
The number of volunteer hours (M167)	Through feedback from relevant members of the community (via surveys, interviews or other feedback mechanisms).	<input type="checkbox"/>
Scoring in each of the categories (M168)	From the SuperValu Tidy Towns Competition	<input type="checkbox"/>

	Title	Summary	<input checked="" type="checkbox"/>	Comment
<input type="checkbox"/>	Tidiness and Litter Control - (G)	Tidiness: General lack of clutter, blocked footpaths, redundant poles, unsightly overhead electric cables, absence of graffiti and fly-posting, and evidence of control of weed growth at kerbs. Absence of unsightly and or inappropriate advertising, such as that on gables of buildings and mass produced advertising banners in shop fronts. Please note that although general tidiness is evaluated and marked in this category, tidiness is also considered under other categories including the Streetscape & Public Places, Approach Roads, Streets & Lanes. Litter: The adjudicator will assess the absence of litter and dumping, evidence of litter control strategy, including regular litter patrols, segregation of collected litter during clean-ups and promotion of anti-litter awareness throughout the community.	<input type="checkbox"/>	
<input type="checkbox"/>	Approach Roads, Streets & Lanes - (G)	Appropriate presentation of approach roads, including the roadside verges and their boundary treatment. The appearance of town and village streets, connecting roads, laneways, bridges and cycle lanes. Provision for inclusive access and pedestrian connections.	<input type="checkbox"/>	
<input type="checkbox"/>	Community – Your Planning and Involvement - (G)	The overall quality of the Entry Form, town/village map & appropriateness of back up material submitted with your entry. Other key issues are the participation of the local community, businesses, schools and youth in general; working partnerships with local civic agencies; works carried out and	<input type="checkbox"/>	

appropriate projects completed; existence of an achievable Tidy Towns Plan. Consideration is given to social inclusion, while of community approach, the role of volunteers and the new residents that is apparent in activities.

<input type="checkbox"/>	Green Spaces and Landscaping - (G)	Communities should demonstrate the following: The planning, design and management of green spaces. The selection and appropriate siting of trees and their ongoing maintenance, including formative pruning, watering and attention to the stakes and ties. Presentation of landscaping of all entrances to your town/village/ locality in consultation with your local authority, where appropriate. The use of suitable plants for hedges and shrubs for year round effect is important as is the siting of seasonal bedding schemes where you wish to highlight important areas. The use of plant containers can provide impact where it is not possible to plant directly into the ground. To reduce maintenance tasks limit the use of containers. To demonstrate the year round impact of the landscape works in your community, you are encouraged to provide dated photographs of, for example, daffodil schemes which are not evident in summertime.	<input type="checkbox"/>	
<input type="checkbox"/>	Nature and Biodiversity in your Locality - (G)	Show your understanding and awareness of nature and biodiversity in your locality. This may include protected areas and/or areas important for conservation e.g. waterways, field boundaries, coastal features etc. Show an appreciation of how your local species and habitats should be best managed and protected. Evidence of co-operation with expert groups and relevant authorities, especially in carrying out work in sensitive areas is desirable.	<input type="checkbox"/>	
	Residential Streets	Residential streets that include Town Houses are integral parts of towns and villages and should be treated in a similar fashion to public and private housing developments. Consideration is given to proper presentation and maintenance of all properties with due cognisance given to maintenance of frontages, boundary and gable end walls. Gardens, where applicable, should be presented to a good standard. In	<input type="checkbox"/>	

<input type="checkbox"/>	Residential Streets & Housing Areas - (G)	be presented to a good standard. In housing developments green areas should be cut regularly. Children's play areas to be considered with equipment maintained to best standards. Where possible individual estates should have suitable name signs - stones, plaques, sign posts, etc. preferably bilingual. Unfinished estates will not reflect badly on the efforts of any community but examples of how the community is addressing this issue should be highlighted.		
<input type="checkbox"/>	Streetscape & Public Places - (G)	Buildings: Conservation and presentation of heritage buildings and quality of shop-fronts will be considered, taking account of the design, sustainability, accessibility, usability and suitability of new structures or civic amenity buildings for all people, regardless of age, size, ability or disability. Please highlight the efforts made to address derelict sites and unoccupied buildings even if unsuccessful. Public Spaces: Consideration will be given to; squares, parks, streetscape, paving, landscaping and street furniture mindful of sustainability and access for all. Condition of street lighting, building facade lighting, appropriately designed signage and way-finding relating to streets and place nameplates. Attention will be given to the presentation of parking locations, historical trails, walkways and access points to local amenities or facilities and the general use of the Irish language.	<input type="checkbox"/>	
<input type="checkbox"/>	Sustainability – Doing more with less - (G)	Describe how your activities help to make your centre more sustainable and reduce your environmental impact. For example, consider how you use your resources (e.g. methods or materials you use), in your project work under one or more of the following key themes: sustainability, water, transport, waste, energy, and climate action. Describe awareness raising activities carried out across your community and detail any involvement with other Community Groups in this category	<input type="checkbox"/>	
		Initiate & develop a local team who can coordinate activities related to this theme. Support the team in gaining a greater understanding of local challenges, opportunities and help them formulate a detailed and	<input type="checkbox"/>	



Team Building, Management & Metrics - (G176)

help them formulate a detailed and achievable micro plan for the future. The town team can be small or large and determine its own level of activity. The team may take on its own projects or simply meet occasionally to help coordinate activity among related groups. The team can be comprised of local residents, businesses, club or public service representatives. The team structure can be simple to start with and can decide how often they should meet (e.g. weekly/monthly/quarterly) as they see fit. The team should focus initially on improving the overall understanding of where the challenges and opportunities lie and then help coordinate activities and related projects. There is also a wide variety of supports available and the team can help ensure the community can take advantage of these supports when they become available.



Awareness, Understanding & Skills - (G177)



Preserve, Support & Develop - (G178)

Create and develop a local action group who can drive activities in the area. Encourage the group to gain a greater understanding of local barriers and opportunities and formulate a realistic plan for future activities.



Step 4: Project Register & Planning

The action team should begin this section by taking consideration of the projects undertaken in the past 2 years, the currently active projects as well as project ideas for the future. Use the eTownz portal to conduct an online discussion on this topic. We also provide a suggested format for huddles related to this.

- a Add new & update existing projects in project register
- b Review completed projects, document learnings & celebrate successes
- c Discuss, agree, prioritise and schedule projects for the coming year



- a Continual cycle of new idea generation & team building
- b Teams learn from experience & pass on best practise to others
- c Agree, realistic actions plans to better coordinate

Goal: Tidiness and Litter Control - (G)

Tidiness: General lack of clutter, blocked footpaths, redundant poles, unsightly overhead electric cables, absence of graffiti and fly-posting, and evidence of control of weed growth at kerbs. Absence of unsightly and or inappropriate advertising, such as that on gables of buildings and mass produced advertising banners in shop fronts. Please note that although general tidiness is evaluated and marked in this category, tidiness is also considered under other categories including the Streetscape & Public Places, Approach Roads, Streets & Lanes. **Litter:** The adjudicator will assess the absence of litter and dumping, evidence of litter control strategy, including regular litter patrols, segregation of collected litter during clean-ups and promotion of anti-litter awareness throughout the community.

Related Project Ideas	Rate	Comments
Setup Dog Fouling Bins (P820): Set about putting a large number of Dog Fouling Bins in strategic locations throughout the town for people walking with their dogs to dispose of their dog waste		
Clean up Campaigns (P821): Clean-up actions are also an effective way to bring communities together and, by enhancing social bonds, make people more appreciative of their common environment. Set one up weekly or monthly (Case Study: 529) Wexford Action Days		
Provide Local Recycling (P827): Where you have recycling facilities ensure that these are located in a central location where they are well overlooked and observed. This is important in reducing the incidence of illegal dumping		
Weed Control (P870): Ensure, either through our activities or that of other stakeholders, control of weeds along walls, footpaths, and other areas.		
Reduce Disposal of Cigarette Butts (P871): Work with local businesses including bars, restaurants, and betting offices to reduce the impact of discarded cigarette butts in our town.		
Promote Responsible Dog Ownership (P872): Increase the number of dog waste bins, enforcement of dog fouling legislation, awareness campaigns (e.g. Green Dog Walkers) to foster a sense of responsible dog ownership.		

<p>Reduce Littering (P873): By raising awareness of excess packaging we can reduce the level of littering along our streets, lanes and approach roads.</p>		
<p>Waste Collection and Segregation (P874): Reduce litter levels through the increased level of bins, segregated and general waste.</p>		
<p>Initiate Sustainability Projects (P875): Continue to develop targeted sustainability projects in association with other interested individuals and community groups.</p>		
<p>Raise National Initiatives Awareness (P876): Promote and raise awareness of National Initiatives such as the Gum Litter Taskforce and nowaste.ie</p>		
<p>Litter Plan (P931): You are recommended to devise a litter plan for Rathcoole. This should be based on a survey of litter – what type is most common, and where? When is litter mostly dropped? What black spots are there? Once you know these details then a series of actions can be drafted to tackle some of the issues.</p>		
<p>Monitor Success of Solar Litter Bins (P932):</p>		
<p>Annual Spring Clean (P933): Run and Support the annual Spring Clean and offer teas and buns at drop off points and make it a social event with a photograph and a time for all to return with bags.</p>		
<p>Job Description of Regular Litter Pickers (P934): Rathcoole has a number of key volunteers. Make sure every volunteer is briefed annually and has an H&S briefing and a high vis vest. Where possible encourage them to hand-pull weeds also and report any dumping or other issues that are noted. Cable ties should also be removed from posts.</p>		
<p>Clean Street Signs (P935): Information signs at the park need to be cleaned and also the Sli na Slainte signs. In estates, many of the 'Children at Play' warning signs also needed cleaning or indeed replacing.</p>		
<p>Street Light Replacements (P936): Many of the street lights are old and quite ugly. Can they be replaced in the longer term with elegant, energy-efficient lights?</p>		
<p>Address Dumping (P937):</p>		

Flags & Bunting ([P938](#)):

Take care as these can get tattered and look shabby quite quickly.

Christmas Lights Up Outside of the Festive Season ([P939](#)):

Sadly, a lot of festive lights get erected- in position throughout the festive season. This is not appropriate and sadly some have been erected onto heritage buildings. Lights should also be LED where possible to save energy.

Sewerage Vent Pipes ([P940](#)):

These were very rusty. Due to their height, you will need support from the council or others to ensure they are all treated and painted accordingly. One of these is detailed in Appendix 2 as it is listed.

Antennae at Garda Station ([P941](#)):

This is very large and untidy. Many of these are now obsolete.

Wirescape ([P943](#)):

Overhead wires and telegraph poles are ugly and detract in Rathcoole.

Paint Notice Board Frames & Street Furniture ([P944](#)):

You are recommended to repaint the notice board frames at the library and Church of Ireland. Also, look at all street furniture and identify those that need repainting.

Redundant Posts & Signage Clutter([P945](#)):

Look out for posts with no signs . Six separate signs at the entrance to the park which form clutter. Empty frames should be removed and you should recommend the bed is re-landscaped here.

Replace Hoarding that is Becoming Tatty([P946](#)):

Hoarding can quickly become tatty and should be replaced/removed quickly.

Graffiti Removal ([P947](#)):**10-minute Beach Cleanup Event ([P965](#)):**

A 10-Minute beach cleanup event is to be made part of the calendar of Tidy Towns events and promoted for weekend casual participation by visitors and residents.

Goal: Approach Roads, Streets & Lanes - (G)

Appropriate presentation of approach roads, including the roadside verges and their boundary treatment. The appearance of town and village streets, connecting roads, laneways, bridges and cycle lanes. Provision for inclusive access and pedestrian connections.

Related Project Ideas	Rate	Comments
Audit For Accessibility (P220): We suggest that before the group undertake any large projects, they undertake some relatively smaller initiatives which will give them a better understanding of the local issues and opportunities. The first of these tasks is a local audit of the existing infrastructure available for people with special needs		
Weed and Plant Control (P826): Ask volunteers to report or remove overhanging plants and growth at the base of walls. Regular maintenance can reduce the need for weed-killer though this may be required in very exceptional circumstances.		
Improve Road Verges and Fences (P828): A visitor's impression of a town or village is often formed from the condition of the approach roads. Groups could improve road verges by clearing litter, repairing fences and stone walls, cutting the grass, and planting trees. Not all of the grass must be cut short - consider the wildlife implications.		
Consistent Signage Approach (P885): Ensure a coordinated and consistent approach to signage on approach roads, streets and lanes.		
Dumping and Anti-Social Behaviour (P886): Vacant sites on approach roads to our town to be monitored and any dumping or anti-social behaviour to be raised with relevant authorities.		
Improve Visual Attractiveness (P887): In consultation with County Council, seek to improve the visual attractiveness and accessibility (lighting, removal of bins, etc.) of our town's lanes and bows.		
Iconic Entrance Signs (P888): Seek to develop iconic Entrance Signs to our town be it through landscaping or innovative sculptures.		
Promote Cycling (P889): Promote, in association with An Taisce, the concept of cycling to school, and the continued development of dedicated cycle-lanes.		

<p>Work on Approach Roundabouts (P890): Undertake initiatives at approach roundabouts (e.g. Clare Abbey) in association with Transport Infrastructure Ireland (TII) and Clare County Council.</p>		
<p>Sustainable Management on Approach Roads (P891): Ensure sustainable management of approach roads to allow for a balance between tidiness and wildlife value, being particularly mindful of infestations of invasive species such as Japanese Knotweed.</p>		
<p>Relocate Twinning Sign (P954): The 'Welcome to Rathcoole - Twinned with École-Valentin ...' was located quite far by Avoca from the roundabout which is where the community considers is the entry point for Rathcoole.</p>		
<p>Improve Cycling Facilities and Cycling Routes (P955): Support sustainable transport options including cycling by demarcating areas on the pavements on approach roads where cyclists could cycle. Provide more facilities such as covered shelters for cyclists.</p>		
<p>Pedestrian Cut through Paths through estates (P956): Many of the paths in the estates in Rathcoole are very clean to the point of being quite stark. In some, the planting of climbers such as honeysuckle could provide a nice fragrance and soften it.</p>		
<p>Lane Where a Colourful Mural Could Work (P957): Painted footprints of various animals could be painted here to make this regular children's route more attractive. Similar alleyway in Sneem with colourful footprints.</p>		
<p>Planting at Roundabouts (P958): Much more could be made of planting at the entrance roundabout.</p>		
<p>Community Notice Boards on Approach Roads (P959): Board on approach roads in Mullingar where all community notices are erected</p>		
<p>Conduct a Footpath and Pavement Survey (P967): BTT is to engage students or professionals to carry out a Footpath and Pavement Survey. The results of this survey are to be made available to the local authority.</p>		
<p>Promote Conservation of Walls (P981): Host a medium-term (1-2 years) project celebrating the significant walls and promoting its protection and conservation. This is to include the landscape and</p>		

ecological value of these walls.		
Create Greenway (P1003): Ensure that the planned flood defence works incorporate a greenway		

Goal: Community – Your Planning and Involvement - (G)

The overall quality of the Entry Form, town/village map & appropriateness of back up material submitted with your entry. Other key issues are the participation of the local community, businesses, schools and youth in general; working partnerships with local civic agencies; works carried out and appropriate projects completed; existence of an achievable Tidy Towns Plan. Consideration is given to social inclusion, while of community approach, the role of volunteers and the new residents that is apparent in activities.

Related Project Ideas	Rate	Comments
Green School Programme (P830): Provide your local schools with literature in relation to the Green Schools programme		
Encourage involvement Within The Schools (P831): Liaise with schools and youth groups in the area to encourage involvement within the schools and the community		
Build Ties with Local Educational Institutions (P839): Strengthen ties with local childcare facilities, schools, and regional third level institutions to deliver projects of community interest.		
Social Inclusion and Cultural Integration (P840): Develop projects and initiatives that focus on social inclusion and cultural integration such as festivals and other participatory events.		
Adopt an Area Scheme (P841): Foster a sense of ownership through the development of 'Adopt an Area' Schemes including roads, lanes, and roundabouts.		
Capacity Building in Tackling Community Issues (P842): Enhance the role of Ennis Tidy Towns to act as an organisation of excellence and advocacy on issues of importance to our community e.g. environmental, heritage, sustainability, and social issues. This can be achieved through participation in National campaigns, local umbrella		

groups, PPN, and committees under Clare County Council.		
Explore Shared Interests (P843): Support other community-based organisations in areas of shared interest such as community orchards, local festivals, and heritage projects.		
Recruitment of Volunteers (P844): Focus on enhanced recruitment of volunteers from the public, local businesses, schools, and active retirements groups through targeted outreach programmes.		
Employ a Sustainable Approach (P845): Develop relationships with relevant local, county and State Agencies to ensure a coherent and sustainable approach to community projects.		
Share the Long Term Plan (P893): Explain to the community that you are considering re-entering this national competition. Benefits include independent visits from adjudicators who draft reports on your work and highlight where improvements can be made. In the past 2 years, entrants of the competition have received grants from the Minister. You are encouraged to re-start and accumulate points for local works carried out in the community. You should also invite other clubs to consider if there is an action on which they would like to lead during any single year of your long-term plan.		
Develop An Online Presence (P894): Developing the communities online presence and actively marketing the community online is becoming ever more important. There are many ways to communicate your work: <ul style="list-style-type: none"> • Newsletters • Text Alerts • Newspaper • Community Notice board Website Social media pages ie Facebook, Twitter, Instagram etc Keep all lines of communication up to date. Keep Social Media Sites up to date sharing details of key aspects of your work or that of other community groups. Aim for an update every month. Where possible ask other local groups to advertise key events such as the Spring Clean.		
Build Links with School (P895): Encourage links with the national school and gather ideas from the pupils and teachers, of one action per year that they could complete on behalf of the TidyTowns committee. Highlight to the school the breadth of work that could be applicable such as the categories on Wildlife, and Sustainability.		
Review and Update Job Descriptions (P896): The community already has scheme workers based at the Community Centre. Review their work programme and ensure job descriptions of scheme workers are updated accordingly in light of the changing focus of the competition.		
Enhance Cross Community Work (P897): Strong links should be maintained and fostered with different community groups and local businesses. Also		

<p>different community groups and local businesses. Also, attention needs to be made to include inter-generational work and diversity projects i.e. working with groups with different backgrounds. Ask for input into your plan and support for one action over its lifespan from each local group.</p>		
<p>Encourage New Committee Members (P898): In any community, it is often the same volunteers on various committees. It is important, whilst difficult, to continually try and get more. Continue to highlight the different elements of the competition and e.g. a wildlife person might help with an event. Focus on getting new volunteers just for specific events or activities. They might sit on the committee at a later stage.</p>		
<p>Annual Planning Review (P899): Review the Tidy Towns long-term plan annually and ensure job descriptions of scheme workers are updated accordingly.</p>		
<p>Monitor Planning Applications (P953): Consider all new applications to ensure footpaths, continuity of pavements, and cut-through access for all are considered and the design is in accordance with DMURS – this is the latest guidance for the design of roads where traffic flow is less than 60kph. DMURS is the Design Manual for Urban Roads and Street. Dept of Transport, Tourism & Sport (2013). http://www.dttas.ie/corporate/publications/english/design-manual-urban-roads-and-streets It changes the focus of road users from primarily motor vehicles to all users. The new policies are encouraging and have good design suggestions and ideas.</p>		
<p>Develop Digital Media Strategy (P960): A Tidy Towns digital media strategy is to be devised. Local colleges and community groups will be invited to assist with this project.</p>		
<p>Install New Posters of The Town's Work (P974): New posters 'bill-boards' highlighting the work of the town should be designed. This could be in conjunction with Supervalu and the County Council.</p>		
<p>Creation of Award Scheme (P982): An award scheme for the businesses that support the community is to be devised.</p>		
<p>Install Promotion Board (P991): A Tidy Towns promotion board is to be considered for the outside wall of Supervalu.</p>		
<p>Digitalisation of Plans (P1002): The above plans are to be made available digitally, along with summaries/abstracts and suitable illustrations.</p>		
<p>Review of the Development Plan (P1007): Formal submissions to Development Plan to be annually</p>		

reviewed by sub-group and altered as needed.

Installing 'Chat Benches' ([P1013](#)):

or people who feel isolated in their daily lives especially during Covid19, the benches are an opportunity to make a connection with someone new. They also give people who want to help the lonely members of their community a way to do so.

Goal: Green Spaces and Landscaping - (G)

Communities should demonstrate the following: The planning, design and management of green spaces. The selection and appropriate siting of trees and their ongoing maintenance, including formative pruning, watering and attention to the stakes and ties. Presentation of landscaping of all entrances to your town/village/ locality in consultation with your local authority, where appropriate. The use of suitable plants for hedges and shrubs for year round effect is important as is the siting of seasonal bedding schemes where you wish to highlight important areas. The use of plant containers can provide impact where it is not possible to plant directly into the ground. To reduce maintenance tasks limit the use of containers. To demonstrate the year round impact of the landscape works in your community, you are encouraged to provide dated photographs of, for example, daffodil schemes which are not evident in summertime.

Related Project Ideas	Rate	Comments
Community Run Garden (P353): A community run garden where flowers, plants and vegetables are grown for the benefit of local people. Marginalised people could find employment here		
Planting Annual Flowers (P823): Bold and dramatic colours can be achieved in large drifts on waste or derelict land, school grounds, the surroundings of industrial parks, vacant plots, new road verges		
Attain Green Flag Status (P855): Support Active Ennis in pursuit of attaining Green Flag status for the Fairgreen/Tim Smythe Park.		
Tree Care and Management (P856): Advocate for the active management and care of trees in recognition of the tremendous asset trees are to the fabric of our town.		
Weed and Pest Management (P857): Advocate for more sustainable forms of weed and pest management.		

Designate Dog Parks ([P858](#)):

Seek the designation of a dedicated dog park, or zones/timed dog-friendly areas, in association with responsible dog waste practices e.g. reduction of dog fouling

Provide a Bandstand ([P859](#)):

Investigate the provision of a Bandstand as a community asset for the town for local events and musical performances

Seating Areas and Amenities ([P860](#)):

Enhance the provision of seating and amenity areas in open spaces

Sustainable Landscaping ([P861](#)):

Undertake pilot and ongoing sustainable landscaping practices in areas of high ecological value such as the Post Office Field and Lees Road.

Share Details on Local wildlife ([P907](#)):

There are empty notice boards at the park entrances. You should be able to put up posters or information on wildlife in the park and provide a part of this space to include updates of forthcoming activities and events eg. Bird Garden Birdwatch.

Changes in Grass Mowing Regimes ([P909](#)):

One of the easiest ways to support pollinators is to advocate changes in mowing regimes adopting a cut and lift rotation. Maybe cut once a year or 5 times a year. Refer to http://pollinators.ie/app/uploads/2018/05/Councils_actions-to-help-pollinators-2018-WEB.pdf and look at what councils can do to support pollinators.

Change Formal Hedging in the Park to Native Hedging ([P910](#)):

Replace some of the formal laurel hedgings and replace them with native hedgerows. They can also be shaped into a formal hedge and support native wildlife, unlike laurel.

Bee-Friendly Flowers, Plants and Trees ([P911](#)):

As a partner to the All -Ireland Pollinator Plan, there are many flowers and plants that can be chosen that look well and also provide food for declining pollinator populations. Avoid traditional seasonal bedding plants such as pansies, geraniums, begonias, busy Lizzie, etc that have virtually no pollen or nectar and hence are of little value to pollinators. Appendix 3 lists many trees, flowers and shrubs that communities can plant including ideas of flowers that are bee-friendly. Consider avoiding planting daffodils and tulips only and chose more pollinator friendly flowers such as crocus or hyacinth or native bluebells on the approach streets to Rathcoole.

Container Planting ([P912](#)):

Only a small % of points available in the marking scheme of the adjudication process are available for container planting. As such containers and planting should only be used where

As such containers and planting should only be used where they can make an impact and can be easily seen Containers should NOT be located on grass, should blend in with their environment, and do not be afraid to remove planters where they are too much work or difficult to manage or access.		
Wildlife Garden in Centre of the City (P913): The planting in the church grounds was delightful. Yew trees and a water butt were good to see here and should be mentioned in an entry form under sustainability and marked on a map. This was one of a number of sites and allotments in Rathcoole that are delightful to visit and could be supported more.		
Seven Areas Have Been Identified As Spaces That Can Be Improved. (P914): A detailed plan including planting guide is in Appendix 7 for 7 areas where it is felt improvements could be made if possible.		
Tree Signage and Trail (P922): There is potential to develop a tree trail through Rathcoole highlighting the different native trees that can be located in the village. This could be incorporated into the heritage trail for the village or could be a separate school project. The community could work with the local men's shed or scheme workers to develop signage for a trail of trees		
Plant Pollinator-Friendly Plant Species (P969): Plans for planting at Community Centre to be drawn up. This area is to be made pollinator-friendly by 2021. There will be the incorporation of beds of Nepeta, Lavender, and Salvia as well as information for visitors on how these little plants are making a big difference.		
Devise Planting Schedule (P976): Draw up a schedule of areas where non-natives/non-pollinator-friendly planting is to be replaced with natives/pollinator-friendly planting.		

Goal: Nature and Biodiversity in your Locality - (G)

Show your understanding and awareness of nature and biodiversity in your locality. This may include protected areas and/or areas important for conservation e.g. waterways, field boundaries, coastal features etc. Show an appreciation of how your local species and habitats should be best managed and protected. Evidence of co-operation with expert groups and relevant authorities, especially in carrying out work in sensitive areas is desirable.

Related Project Ideas	Rate	Comments
Junior Pollinator Project (P177):		

Working with schools or local youth organisation, encourage the local children to participate in a junior pollinator project such as that outlined by biodiversity Ireland		
Install Bird boxes (P351): A nest box project would be immensely beneficial for the local environment. (Case Study: 456) Bird conservation project		
Urban Biodiversity Oasis (P784): Turn your home into an urban biodiversity oasis by plant flowers in your garden.		
Create A Biodiversity Garden (P818): Create a biodiversity garden which can be run by the tidy town committee. To encourage a wider variety of wildlife you should plant shrubs and trees that are perfect for nesting, while feeders and water fountains can also help attract birds. Hedgehogs could visit if you leave a 'wild' area in your garden because they can forage for food while taking shelter from predators. Plants such as lavender are very popular with beneficial pollinators such as birds and bees, and they'll also give your garden a wonderful perfume (Case Study: 527) Mulranny Biodiversity Garden		
Community Biodiversity Training Sessions (P819): Run a free of charge training aimed at community groups (including tidy towns groups, allotment groups) and the general population who have an interest in Biodiversity and how they can apply learning from biodiversity in their local area. (Case Study: 528) Introduction to biodiversity training		
Create A Wildlife Area (P825): A wildlife area can be created to either protect plants and animals that already live in an area, or to produce a 'reserve' from scratch on a site where little exists at present.		
Wild Bird Food Table (P908): Create a wild bird table by getting locals to plant sunflowers food in one specific area of the park and then leave the heads full of seeds to feed the birds in the Autumn.		
Find out Wildlife & Habitats in your Area (P915): While there are no EU designated sites of European importance in Rathcoole, the trees, hedgerows, and parks offer important habitat for wildlife. There may be bird watchers, or others with a local wildlife interest who can help raise awareness of local wildlife in the area.		
Enhancing Wildlife Areas in Green Areas or Estates (P914):		

[\(P710\)](#):

It was felt that their opportunity to enhance the wildlife and habitats in many residential estates where there are just large areas of communal grass and little other habitats. One idea is to involve residents in estates to create a bug hotel.

Encourage Sharing News of Wildlife [\(P917\)](#):

Raise awareness of local wildlife by running colouring competitions, or a photography competition. You could introduce on Facebook notifications from the village when they hear/see the first swallows, cuckoos, snowdrops, etc.

Consider Joining National Wildlife projects [\(P918\)](#):

There are many worthy national wildlife projects such as www.swiftconservation.ie which would be an ideal project for an urban community to embrace. This is to encourage swift to nest in community buildings.

Biodiversity of Stone Walls [\(P919\)](#):

The exterior wall at the Church of Ireland supports a lot of biodiversity. Stone walls and the rocks can be a good wildlife habitat in their own rights.

Care of Trees [\(P920\)](#):

Christmas lights nailed on the cherry tree near the Shopping Centre were noted. Please refrain from attaching wires to trees as they can damage the trees introducing infection. The main streets of Rathcoole could be greatly enhanced with the provision of more street trees. They can absorb rain water, pollutants and carbon dioxide. They would help soften the dominance of cars on the streets and this would link in nicely with the competition's drive towards more sustainable planting. Street trees could also be used to cleverly screen areas such as businesses that need some camouflage! *Pyrus calleryana* 'Chanticleer' is upright and elegant and is also one of the tree species recommended as good for pollinators and would help you gain marks in the wildlife category of the competition also. Recommendations are available from Appendices 3 and 4 and also from the Tree Council's website.

Invasive Plant Species [\(P921\)](#):

Located at the pond edge, it can grow to 2m high. It is highly invasive, growing in thick clumps and takes over gardens etc. Much of Achill Island is infested with this plant. This invasive species should be closely managed and no doubt South Dublin Parks Department is closely monitoring the site to ensure its growth is curtailed.

- Do not dig close to the plant or break up the rhizome, as new plants can grow from each fragment
- Do chop the flowers of mature plants in spring/early summer before they go to seed
- Do not dump plant cuttings or soil elsewhere

This link provides detailed information on the plant: <http://invasivespecies.ie/invasive-plants-japanese-knotweed/gunnera-tinctoria/> The following is an extract from the Galway Community Biodiversity

<p>Page – Chemical Control of Gunnera Herbicides usually provide the best and most cost-effective method for Gunnera control. A systemic herbicide that will kill the roots of the plant is needed and a glyphosate-based formula is recommended. The weed killer can be applied in 2 ways: Foliar spray: Using the manufacturer's recommended concentration, leaves should be sprayed until the point of 'run-off' i.e. well coated but not dripping. Spraying should only be carried out in cool, dry, and calm weather. Cut and paint technique: Leaf stalks should be cut close to the base of the plant and the stumps immediately painted with a 25% solution of glyphosate applied using a brush or sponge. The leaves can be composted or allowed to rot down on site. This method is recommended for sensitive sites such as around water bodies.</p>		
<p>School – Congestion Is an Issue from School Runs (P924): Could parents be encouraged to Walk on Wednesday? Could 'scoot to school' be considered?</p>		
<p>Energy Savings from Insulation (P925): Monitor the energy savings which come about to the Community Centre following the installation of the new roof.</p>		
<p>Promote Energy-Saving Initiatives (P926): There were electric car charging points and solar panels in many homes. This should be promoted and numbers who have signed up and use these should be provided in the entry form.</p>		
<p>Green your Events (P928): Discuss with local groups about ways to run any competitions or similar events as green as possible.</p>		
<p>Grass Cuttings (P929): Grass clippings dumped that could be mulched or composted.</p>		
<p>Provide Water Assess (P930):</p>		
<p>Invasive Species Know-How (P963): Invasive Species Know-How: engage an ecologist to hold focused workshops on how to tackle the spread of invasive species in your area</p>		
<p>Install Mammal Ledge (P971): Research the feasibility of incorporating a mammal ledge under the bridge</p>		
<p>Designate Biodiversity Hotspots (P977): Highlight your Biodiversity Hotspot – being of particular value to native species. The local authority should be involved in this process. Work on removing</p>		

should be involved in this process. Work on removing unwanted woody species from here to begin.		
Become invasive Species Free (P983): Invasive Species: set a goal of being Invasive Species Free by 2030. This project will include the drawing up of a schedule of actions in consultation with the National Parks and Wildlife Service.		
Plan to "Rewild" Stream (P1000): Efforts to 'rewild' the stream as per the Local Biodiversity Action Plan to begin if appropriate. This will be a multi-annual project that should feature in subsequent Tidy Towns Plans.		
Manage Woody Vegetation (P1008): The woody vegetation on riverbanks may be managed (by trimming) but not removed. Ensure any signage is to be kept visible.		
Restoration of the Main Beach (P1010): Ensure that the planned CFRAM flood defences incorporate the restoration of the main beach.		

Goal: Residential Streets & Housing Areas - (G)

Residential streets that include Town Houses are integral parts of towns and villages and should be treated in a similar fashion to public and private housing developments. Consideration is given to proper presentation and maintenance of all properties with due cognisance given to maintenance of frontages, boundary and gable end walls. Gardens, where applicable, should be presented to a good standard. In housing developments green areas should be cut regularly. Children's play areas to be considered with equipment maintained to best standards. Where possible individual estates should have suitable name signs - stones, plaques, sign posts, etc. preferably bilingual. Unfinished estates will not reflect badly on the efforts of any community but examples of how the community is addressing this issue should be highlighted.

Related Project Ideas	Rate	Comments
Promote Tree Planting (P261): Encourage local residents to plant and nurture tree where they can and explain the benefits of growing trees among people in the community (Case Study: 449) The Afforestation Project		
Showcase Projects for Shared Learning (P877): Develop a 'Community Hub' section on the Ennis Tidy Towns website to foster shared learning and		

Tidy Towns website to foster shared learning and showcase practicable and achievable projects for local housing areas.		
Grow it Yourself (GIY) Initiative (P878): Encourage and promote the Grow it Yourself (GIY) initiative.		
Sustainability at the Household (P879): Promote the use of sustainable practices at a household level including renewable energy schemes, waste minimisation, and water conservation.		
Raise Profile and Support to Ennis Town (P880): Raise the profile of Ennis Tidy Towns and the support it offers to Residential Streets and Housing Areas not currently aware of our work.		
Annual Monitoring Scheme (P881): Continue with the annual Estate Mentoring Scheme.		
Identification of Unsafe/Derelict Buildings (P882): Identify derelict or unsafe buildings and bring this to the attention of Clare County Council		
Promote Social Inclusion (P883): Undertake initiatives to promote social inclusion in our Housing Areas to foster a sense of place.		
Renovation and Use of Derelict Property (P884): Advocate for ensuring the core of our town is a living, vibrant place for people to live as well as work through the lobbying for renovation of derelict properties and innovative reuse of town centre commercial units.		
Street or Estate Representatives (P948): It is recommended that you try to have a representative from the estates or each street on the Tidy Towns committee. They will work with the Tidy Towns committee to help action your plan and help with two-way communication.		
Raising Issues of Tidiness in Estates (P949): A rep could help identify and raise tidiness issues in estates. They could have a graffiti wipe set and tackle any such issues straight away.		
Name Signs at Estates and Gateways (P950): With older developments being completed and newer ones commencing, do endeavour that all have the same principles adhered to as per this plan, eg, planting ideas or signage.		
Removal of Tree Stumps (P952): Quite a number of tree stumps were noted in many		

of the residential estates. Lobby for their removal and replacement Section 4.3 highlights the benefits of street trees.		
Kickstart Native Tree Planting (P966): Native tree-planting (e.g. birch) should be proposed to the residents of the Links, and make efforts to obscure the wall here with trees.		
Renewal of Signage (P973): Ensure the hand-made wooden signage in your community are renewed.		
Annual Inter-Estate Competition (P980): An annual inter-estate competition is to be devised. All estates will be automatically entered. Several categories will feature, including improvements, and initiative and involvement.		
Bring Together "Helping Hand" Teams (P986): A rotation of the community's 'Helping Hand' teams to visit estates to be setup to carry out brief but regular and focused tasks in selected estates.		
Create Low-Mow Strip (P994): A 'Low-Mow' strip on the edges of the green at Ard na Mara is to be suggested to the residents' association here. The poorly-sited or stunted trees here should be removed and replaced.		
Upgrade Designs for the Square (P996): Proposed designs for an upgrade of The Square are to be sourced. Town & village enhancement funds may be sought for this purpose. Road surfaces and wall finish to be included. Some restoration to the former shop premises here is also to be scoped.		
Low-Mow with Native Plants (P997): Some areas of Low-Mow should be trialed in the community. Repair the sleeper bed and replace some of the non-native plants with native woody species.		

Goal: Streetscape & Public Places - (G)

Buildings: Conservation and presentation of heritage buildings and quality of shop-fronts will be considered, taking account of the design, sustainability, accessibility, usability and suitability of new structures or civic amenity buildings for all people, regardless of age, size, ability or disability. Please highlight the efforts made to address derelict sites and unoccupied buildings even if unsuccessful. Public

Spaces: Consideration will be given to; squares, parks, streetscape, paving, landscaping and street furniture mindful of sustainability and access for all. Condition of street lighting, building facade lighting, appropriately designed signage and way-finding relating to streets and place nameplates. Attention will be given to the presentation of parking locations, historical trails, walkways and access points to local amenities or facilities and the general use of the Irish language.

Related Project Ideas	Rate	Comments
Street Painting and Murals (P822): Revamp the town by painting the streets. Encourage students to get involved in this project		
Create Safe Play Areas (P824): Provide a more attractive safe play environment. Note that a children's playground can be created by any well-motivated community group in partnership with the Tidy Towns and local authority		
Local Signage and Way Finding (P846): In consultation with Clare County Council seek to enhance and/or provide local signage and wayfinding.		
Set Up Community Infrastructure (P847): Advocate and fund, where possible, community infrastructure such as communal civic spaces, benches, water fountains, public toilets, and play areas.		
Maintenance of Derelict Buildings (P848): Monitor ongoing concerns regarding derelict buildings, maintenance issues, and issues of public safety and seek to have them addressed by relevant stakeholders e.g. Clare County Council, business owners, homeowners, NAMA, etc.		
Expand Existing Trails (P849): Seek to consolidate and expand on existing trails (physical and online forms) around Ennis in association with local community groups, clubs and societies such as Clare Roots Society and the Heritage Office of Clare County Council		
Liveable and Attractive Town (P850): Tidy Towns to continue its ongoing work of painting, litter picking, weed control, and other community-level maintenance projects to make our town an attractive place to live, work and visit.		
Maintain Historical Status (P851): As Ennis is a historical town, advocate for support structures to help shop and homeowners keep their premises attractive and adequately maintained e.g. Streetscape Improvement Scheme.		

<p>Strategic Public Works (P852): Support and advocate for large scale strategic works to our historic town through schemes such as the Historic Towns Initiative and other projects to enhance the public realm.</p>		
<p>Enhance Pedestrian Facilities (P853): Promote enhanced pedestrian connections within our Public Spaces such as the river at Corovorrin Park and connecting the Friary to Dunnes Stores.</p>		
<p>Develop Partnerships in the Business Community (P854): Foster and develop partnerships with the local business community through engagement with organisations such as the Ennis Chamber and the Ennis Business Network.</p>		
<p>Appearance of Main Buildings (P900): Continue to monitor and annually identify any buildings in Spring that could be painted to enhance the streetscape. The Garda station looked very smart with freshly painted boundary walls. If possible, ensure all notices here are neat and tidy. The Church of Ireland is another lovely building in Rathcoole. Contact specific building owners to ask for their assistance and participation. There are apps available (eg. Dulux mobile app) that allows for colour schemes to be visualised on streetscapes which can help owners of buildings decide on what could work.</p>		
<p>General Presentation of Businesses and Public Buildings (P901): Encourage these to be nicely maintained with no protruding signs, no external wires, use signs that are appropriate and bilingual.</p>		
<p>Protect Heritage Buildings (P902): Appendix 2 highlights the 20 separate protected structures in Rathcoole – most of which are buildings. Be aware of these protected structures along Rathcoole and encourage appropriate enhancement. This includes the Rathcoole Inn, a lovely thatched pub on the main street. The only place where its name was read was on the car park sign.</p>		
<p>Identify Empty Buildings (P903): The community has targeted a lot of empty buildings to present them nicely.</p>		
<p>Shopping Centre Enhancements (P904): Shop with internal shutters adding to the streetscape after closing hours. There is a planned refurbishment for the façade of the shopping centre. This will be good as a lot of tidiness issues were noted here such as: • A lot of cigarette butts were noted by the entrance to the centre. • Some flags were becoming tatty • Interior shutters should be recommended</p>		

<p>lately – interior shutters should be recommended.</p> <p>Increasing the frequency of sweeping should quickly address the first issue here.</p>		
<p>Encourage Attractive Shop Fronts (P905):</p> <p>The community was keen to encourage shops to have attractive shop fronts.</p>		
<p>Identify Heritage Features in the Community (P906):</p> <p>Griffeen River stream flowing beside Tay lane which is the nearest public access point to St Brigid’s well which was filled in the grounds of Glebe House. This could be enhanced appropriately. There are also designated heritage features through Rathcoole which are recorded on the Record of Monuments and Places being pre- 1700. These include a holy well, a font, a grave slab, and intriguingly a ‘holed stone’ in the Church of Ireland graveyard (see Appendix 2). They could form part of heritage information and trail that consider the built, natural and cultural heritage of the village. St Bridget’s Well where the saint drank on her way to Kildare, could be enhanced</p>		
<p>Low-Hanging Overhead Signs and Wires (P942):</p> <p>Watch very low-hanging signs at the roadside pavement from the walls of Centra. Also, watch low-hanging wires at the community library building.</p>		
<p>Renovate AOH Hall (P961):</p> <p>AOH Hall is to be prioritised for action on its appearance, including its gables and curtilage area. Some minor repairs such as removal of loose cables, tape, and broken light fittings should be sought. A simple interpretative sign or plaque should also be considered.</p>		
<p>Secure and Protect Heritage Sites (P968):</p> <p>Lobby for the ruins of the church graveyard to be made secure and this site promoted.</p>		
<p>Design of CFRAM Works (P972):</p> <p>BTT is to be actively involved in the finalising of the design of the CFRAM works where these might impact on visual or other amenity areas (e.g. on the promenade).</p>		
<p>Build a New Bus Shelter (P975):</p> <p>A new bus shelter can be sought where appropriate. Examples from Meath and Clare to be used as possible models.</p>		
<p>Create a Mural or Mosaic (P992):</p> <p>A mosaic or mural – perhaps historic – should be suggested to the National School for the front façade.</p>		
<p>Off-Street Car Parking (P1004):</p>		

Further off-street car parking is to be sought. Consultation with the County Council will be required.

Overhead Cable Removal ([P1011](#)):

Advocate for overhead cables on to be routed underground.

Installing 'Chat Benches' ([P1013](#)):

or people who feel isolated in their daily lives especially during Covid19, the benches are an opportunity to make a connection with someone new. They also give people who want to help the lonely members of their community a way to do so.

Goal: Sustainability – Doing more with less - (G)

Describe how your activities help to make your centre more sustainable and reduce your environmental impact. For example, consider how you use your resources (e.g. methods or materials you use), in your project work under one or more of the following key themes: sustainability, water, transport, waste, energy, and climate action. Describe awareness raising activities carried out across your community and detail any involvement with other Community Groups in this category

Related Project Ideas

Rate

Comments

Waste Segregation and Recycling ([P862](#)):

Fund and advocate for enhanced waste segregation and recycling bins in and around our town

Reusable Coffee and Water Bottles ([P863](#)):

Promote, in association with local business, the use of reusable coffee and water bottles using campaigns such as Conscious Cups and refill.ie

Sensitization about Sustainability ([P864](#)):

Promote sustainability and practicable daily tips for school children and the wider community including composting, waste prevention tips, and water conservation measures. Utilise existing campaigns such as #RecyclingListIRL and Reuse Month as well as partnering with local media outlets.

Use of Renewable Energy ([P865](#)):

Promote the use of renewable energies and other innovative practices such as rainwater harvesting and sustainable drainage/water treatment systems with residents and businesses

Greening of Festivals (P866): Promote, in association with festival organisers in the town, the greening of festivals		
Improve Water Conservation (P867): Using the River Fergus as an asset of shared interest advocate for improved water treatment, water conservation, and waste minimisation to protect the natural environment		
Reduce Carbon Footprint (P868): Ennis Tidy Towns to reduce its carbon footprint through enhanced use of email and text, reduced printing and use of sustainable products e.g. recycled paper		
Minimize Packaging and Waste (P869): Develop projects to promote the reduction of packaging and other unnecessary waste streams		
Travel – Promote and Encourage Public Transport (P923): Provide up to date information on bus routes, times, and have clean and presentable bus shelters.		
Reusable Cups (P927): The community was keen to have incentives for the use of reusable cups. They could offer to subsidize 20c per cup reused for example.		
Promote Rainwater Harvesting (P964): A project promoting rainwater harvesting is to be devised in conjunction with the local authority and (if possible) a supplier. This includes the installation of high-quality rainwater harvesters.		
Water Bottle Refill Stations (P979): Water bottle refill stations (2) are to be sourced and set up. Corporate sponsorship may be sought.		
Install e-Vehicle Chargers (P985): ESB to be asked to install new E-vehicle chargers in your area		
Research Composting Options (P995): In conjunction with County Council, carry out or commission research into composting options for seaweed/algae jetsam as part of the solution to the problems on the main beach. If permitted, the group should draw up text for the signage to illustrate this and the ecological functions of this algae.		



Goal: Team Building, Management & Metrics - (G176)

Initiate & develop a local team who can coordinate activities related to this theme. Support the team in gaining a greater understanding of local challenges, opportunities and help them formulate a detailed and achievable micro plan for the future. The town team can be small or large and determine its own level of activity. The team may take on its own projects or simply meet occasionally to help coordinate activity among related groups. The team can be comprised of local residents, businesses, club or public service representatives. The team structure can be simple to start with and can decide how often they should meet (e.g. weekly/monthly/quarterly) as they see fit. The team should focus initially on improving the overall understanding of where the challenges and opportunities lie and then help coordinate activities and related projects. There is also a wide variety of supports available and the team can help ensure the community can take advantage of these supports when they become available.

Related Project Ideas	Rate	Comments
<p>Create A Grow Your Own Food Group (P722): Grow your own food initiative is all about encouraging people to give food growing a try and believes that growing our own gives us a better understanding of food.</p> <p>(Case Study: 453) The Green Kitchen and Garden Centre</p> <p>(Case Study: 526) Rosslare Garden Project</p>		



Goal: Awareness, Understanding & Skills - (G177)

Related Project Ideas	Rate	Comments
<p>Generate Publicity (P829): Publicity is essential because it educates people about the issues with which you are concerned, helps to get support, money and materials and puts pressure on decision makers. The different types of publicity you might consider include: • Newspaper, radio or television coverage, by means of a press release or interview • Mounting exhibitions or public meetings • Issuing newsletters, leaflets, stickers, badges and T-shirts • Public lectures</p>		



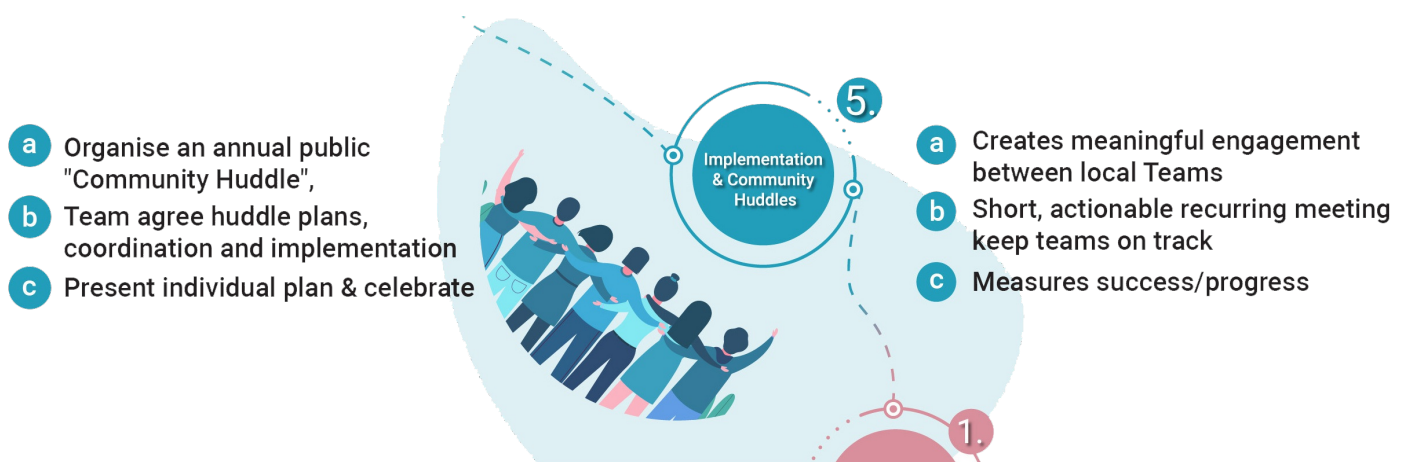
Goal: Preserve, Support & Develop - (G178)

Create and develop a local action group who can drive activities in the area. Encourage the group to gain a greater understanding of local barriers and opportunities and formulate a realistic plan for future activities.

Related Project Ideas	Rate	Comments
Fundraising Committee For Tidy Towns (P68): Establish a fundraising group so that Tidy Towns can maintain momentum in your community (Case Study: 496) Clarecastle Tidy Town Fundraising		

Step 5: Community Huddles & Implementation

Community Huddles cover a variety of different meetings types that take place throughout the year. This includes remote meetings, project planning or project implementation meetings. We provide a suggested one hour format for the main meeting types to help make best use of people's time.



Appendices: Additional Info

Quick Win Projects

Summary	<input checked="" type="checkbox"/>
Plant Flowers Around Your Area: Plant flowers in public areas that could use some color.	<input type="checkbox"/>

Sample Local commitments

Dog owner	<input checked="" type="checkbox"/>
<ul style="list-style-type: none"> Clean up after your dog: To clean up after your dog waste 	<input type="checkbox"/>
I am a retired person	<input checked="" type="checkbox"/>
<ul style="list-style-type: none"> To actively encourage older people in the community to become involved in local initiatives 	<input type="checkbox"/>








in local initiatives:














To encourage friends and family members who are retired to identify ways they can become involved in the local community and encourage to find their niche

I own a business

- **Keep my business premises is clean :** ☐
Ensure business premises are clean, with shining windows, good paintwork and well cared for floral displays.

Relevant/Supporting Organisations

Title		Comment
	Lisdoonvarna Tidy Town Working together to build a better future in Lisdoonvarna we ask you to get involved, contact us with your ideas, advise us of your issues and let us work together to make Lisdoonvarna a great place to live, work, visit and enjoy.	
	Clonegal Tidy Village Help your community shine! Take part! Get involved! Join our meetings or work days. Become part of a team, meet new people. Lets make 2017 a winning year!	
	Killenard Tidy Towns Killenard Tidy Towns	
	Drumcliffe Rathcormac Tidy Towns This is the facebook page of the Tidy Towns group in the Rathcormac/Drumcliffe area, burial place of the famous W.B. Yeats.	
	Roscrea Tidy Towns The page is to promote our organisation and create an awareness of good practices in the areas of neatness, litter control, conservation, and amenities.	
	Celbridge Tidy Towns Celbridge Tidy Towns are a voluntary group whose main aims are to keep Celbridge Tidy and make it a nicer place to both visit and live in.	
	Claregalway Tidy Towns Claregalway Tidy Towns is a Voluntary Group, set up to help make Claregalway as beautiful as it can be	
	Dingle Tidy Towns Dingle Tidy Towns have been making Dingle Town a	

	<p>better place not alone to visit but to live in all year round for many years. We have regular work evenings every Tuesday and Thursday meeting at the bottle bank in town at 7pm.</p>	
	<p>Cullen Tidy Towns On the 1st of October 2013 a meeting was held which led to the establishment of the Cullen Tidy Town committee.</p>	
	<p>Ballygar Tidy Towns The official facebook page for Ballygar Tidy Towns</p>	
	<p>Kilbeggan Tidy Towns null</p>	
	<p>Ballycanew Tidy Towns null</p>	
	<p>Kilsheelan Tidy Towns null</p>	
	<p>Thomastown Tidy Towns The primary focus of TidyTown's is to encourage communities to improve their local environment and make their area a better place to live, work and visit.</p>	
	<p>Kilconnell Tidy Towns The Present Kilconnell Tidy Towns Group was established 2012. Kilconnell entered into the Tidy Towns competition for the first time since 1984...</p>	
	<p>Allenwood Tidy Towns Allenwood Tidy Towns Committee was established on the 1st of April 2016. We encourage all locals to get involved in any way.</p>	
	<p>Kilbrittain Tidy Towns Kilbrittain Tidy Towns Association is an integral part of the Community as we strive to make our community a better place for everyone.</p>	
	<p>Bennettsbridge Community Development Group & TidyTown's Community Development & TidyTown's in Bennettsbridge. Contact us @ bennettsbridgecommdev@gmail.com or bennettsbridgetidytowns@gmail.com</p>	
	<p>Knockcroghery Tidy Towns Knockcroghery Tidy Towns</p>	
	<p>Wexford Tidy Towns Wexford Tidy Towns is organised by a voluntary group of local people who work very hard to keep</p>	

our town clean and tidy. on a non profit making basis.

Westport Tidy Towns
Westport Tidy Towns

Waterville Tidy Towns
Helping to improve the village of Waterville

Tyrrellspass Tidy Towns
null

Tubbercurry Tidy Towns
Tubbercurry Tidy Towns endeavors to enhance our local community, both natural and built environment through community involvement.

Tuamgraney Tidy Towns
Tidy Towns organisation for Tuamgraney, Co. Clare

Terryglass Tidy Towns
Our aim is to keep Terryglass clean & tidy and to enhance the beauty of our village for the people who live here and those we welcome as visitors

Terenure Tidy Towns
We are part of I Love Terenure 2030, a community led grassroots movement which aims to make significant changes to the area we live in.

Templeglantine Tidy Towns
Templeglantine Tidy Towns Group is aiming to improve the village to benefit the entire community and is looking for your support and help.













Tallanstown Tidy Towns
Tallanstown is an active Tidy towns committee for the past 32 years & won the National Tidy Towns Competition in 2010 & represented Ire Entente Floral 2008

Swords Tidy Towns
Swords Tidy Towns volunteers care for the town of Swords. They generate enthusiasm and co-operation in order to enhance the natural and built environment.

Swinford Tidy Towns www.swinfordtidytowns.com
Keeping swinford town clean and tidy, for its residents, visitors, and tourists.
www.swinfordtidytowns.com Twitter:
[@swintidytowns](https://twitter.com/swintidytowns)

Stratford-on-Slaney Tidy Towns
Community page administered by Stratford-on-Slaney Tidy Towns. Our aim is to improve our

	environment and strengthen community bonds	
	Stoneyford Tidy Towns This page is all about our beautiful village and its environs, the ongoing work of the Tidy Towns committee and about the natural habitat on our doorsteps.	
	Stabannon Tidy Towns Welcome to Stabannon Tidy Towns	
	Sligo Tidy Towns A group of Wild & Atlantic volunteers dedicated to enhancing the image of Sligo and its beautiful surroundings.	
	Slane Tidy Towns Slane Tidy Towns is calling on all residents to help us maintain and improve our lovely Village..	
	Skerries Tidy Towns Skerries, Green, Clean and the Best Town to live in. 'Ní Neart Go Cur Le Cheile'	
	Roscommon Tidy Towns null	
	Rockhill/Bruree Tidy Towns We are a community based project. Willing & able to tidy the village & surrounds of Rockhill/Bruree. We are always happy to welcome new volunteers.	
	Robertstown Tidy Towns null	
	Rearcross Tidy Towns Voluntary Group to help maintain the village of Rearcross and promote the surroundings!	
	Ratoath - Tidy Towns Ratoath Tidy Towns is a voluntary organisation committed to keeping Ratoath, Co Meath, clean.	
	Rathkeale Tidy Towns We're all about improving our town Rathkeale, and making our community a better place to live, work and visit.	
	Rathbarry Tidy Towns Rathbarry Tidy Towns Committee endeavour to keep the village clean, tidy and litter free & promote water & energy conservation & waste minimisation.	
	Ranelagh Tidy Towns Contact Grace Maguire for information: Tel: 086 8160307 Email: ranelaghtidytowns@gmail.com	

	Raheny Tidy Village Group Raheny Tidy Village Group is a community group which works to improve the village for all	
	Portumna Tidy Towns To keep Portumna clean & tidy. To enhance the beauty of our town for the people of Portumna, visitors & those who pass through	
	Tidy Towns Portmarnock Tidy Towns is a sub committee of Portmarnock Community Association . Its aims are to enter the Tidy Towns Competition.	
	Portmagee Tidy Towns Portmagee Tidy Towns are committed to enhancing the natural amenities and beauty of Portmagee with the help of all our wonderful volunteers.	
	Portlaw Tidy Towns Portlaw Tidy Towns is a community based group of volunteers working to enhance and improve our town. We take pride in our parish, why not join us.	
	Phibsboro Tidy Town null	
	Palmerstown Tidy Towns Sharing news, stories, photos and ideas to celebrate the beauty of the Community of Palmerstown. Updates by Gráinne Ni Mhuiri & Alan Hayes.	
	Oughterard Tidy Towns Oughterard Tidy Towns is a voluntary group set up to maintain and improve the appearance of the scenic Oughterard village	
	Newtownforbes Tidy Towns null	
	Cootehall Community Development group Cootehall Tidy Towns	
	Portlaoise Tidy Towns Portlaoise Tidy Towns strive to keep the town looking clean and beautiful, in the town centre and surrounding areas	
	Tipperary Town Action Group This community group is being set up as Tipp Town has been forgotten for too long. Our aim is to ensure all our politicians work for the betterment of town	

Supporting Research

Here we provide links to related research papers which your local action team may find useful.

Title	Comments
<p>Tidy Towns Handbook Click here</p> <p>The TidyTowns Handbook is published for the use of community groups intending to participate in the National TidyTowns Competition. It aims to inform work activities in innovative and environmentally-sensitive ways. It will also be useful to all community and voluntary groups working to manage and improve their local areas who wish to use the broad-based TidyTowns environmental programme to assist their efforts.</p>	
<p>Blackrock Tidy Towns 3 year plan 2020-2023 Click here</p> <p>This plan is to be used the guide the work of the Tidy Towns for the next 3 years. The plan includes a series of ongoing tasks and projects is given. These include multi-annual initiatives that may extend beyond the 3-year span of this plan.</p>	
<p>Ennis Tidy Towns Strategic Plan 2018-2021 Click here</p> <p>This 3 Year Plan was developed to provide input and guidance as to how our multi annual plan can be developed to create a shared positive future for the town</p>	
<p>Rathcoole Tidy Towns Long Term Plan 2019-2021 Click here</p> <p>The cornerstone of the TidyTowns programme is the preparation of a multi-annual plan by the local community outlining their actions and intentions for the next few years. This helps focus the efforts of each community and helps to measure their success.</p>	